

# San Bernardino City Unified School District

## Presentation on Pathways to Post-secondary Education and Careers (Linked Learning Pathways)

January 22, 2019

**Kennon Mitchell, Ph.D., Assistant Superintendent, Educational Services**

**Pam Kempthorne, Director, College and Career Readiness**

**Laura Gallardo, Pathway Teacher, Arroyo Valley High School**

**David Iniguez, Arroyo Valley High School Alumni (Class of 2017)**

## Presentation Objectives

1. Update the Board on the progress of our Linked Learning Pathway programs.
2. Share student outcome data related to Linked Learning Pathways.
3. Share next steps for continued Linked Learning Pathway development.

## Pathway Program Information

1. Building a System of Linked Learning Pathways was identified as a key district strategy (*Strategy 6: College and Careers*) during the strategic planning process that began in 2012.
2. The Linked Learning approach combines rigorous academics; sequenced technical training (*Career Technical Education Courses and Academic Technical Courses*); work-based learning; and integrated student supports
3. Linked Learning Pathways bridges the worlds of college and career by allowing students the opportunity to apply academic knowledge and skills in real-world settings.

## Pathway Program Information

4. Prior to establishing a system of Linked Learning Pathways, our students were enrolled in various CTE elective courses.
5. Initial implementation of Linked Learning Pathways began with intensive professional development for pathway teachers, leads and program specialists; as well as school leaders focused on the Linked Learning Pathway approach.
6. Currently, schools in SBCUSD operate 54 Linked Learning Pathways.

## Pathway Program Information

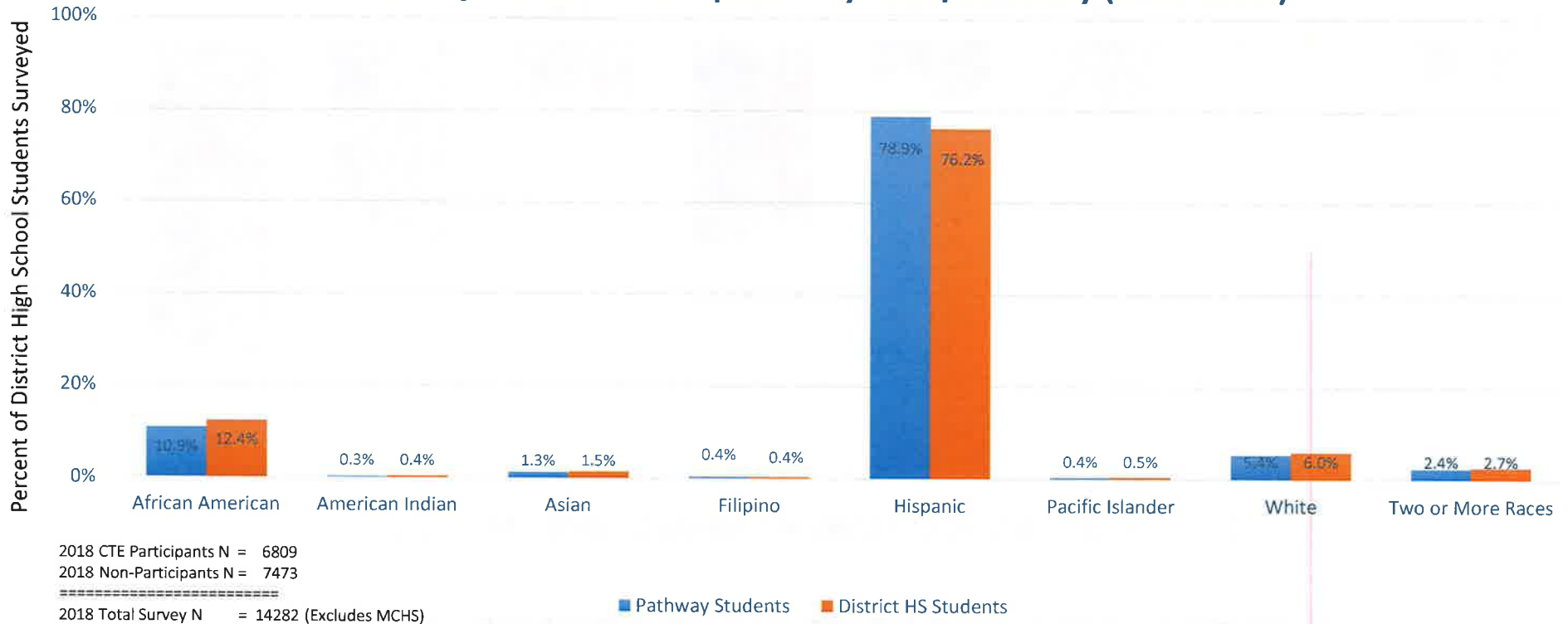
7. Students participating in Linked Learning Pathways gain the following benefits:
  - a) Rigorous academic and technical coursework
  - b) Work-based learning opportunities, simulated classroom work experience, student-run enterprises, and internships (i.e. Generation Go)
  - c) Opportunities to earn 21 different industry certifications
  - d) 57 CSU/UC eligible A-G approved Career Technical Education (CTE) courses
  - e) 20 articulated courses with community colleges
  - f) 10 concurrent enrollment opportunities with community colleges

## Overall District 2017-2018 Pathway Data Highlights

1. In 2017/18, 58.5% of all high school students were enrolled in Linked Learning Pathways.
2. In 2017/18, SBCUSD high school students enrolled in pathways indicate an A-G completion rate of 38.8%, which is 11.2 percentage points higher than the 27.6% of non pathway students.
3. In 2017/18, SBCUSD high school students enrolled in pathways have a lower student suspension rate than non pathway students. Overall, pathway students have a suspension rate of 6.6%, which is 1.5 percentage points less than the 8.1% of non pathway students.
4. In 2017/18, SBCUSD high school students enrolled in pathways have less incidence of chronic absenteeism than non pathway students. Overall, pathway students have a chronic absenteeism rate of 15.7%, which is 16.7 percentage points less than the 32.4% of non pathway students.

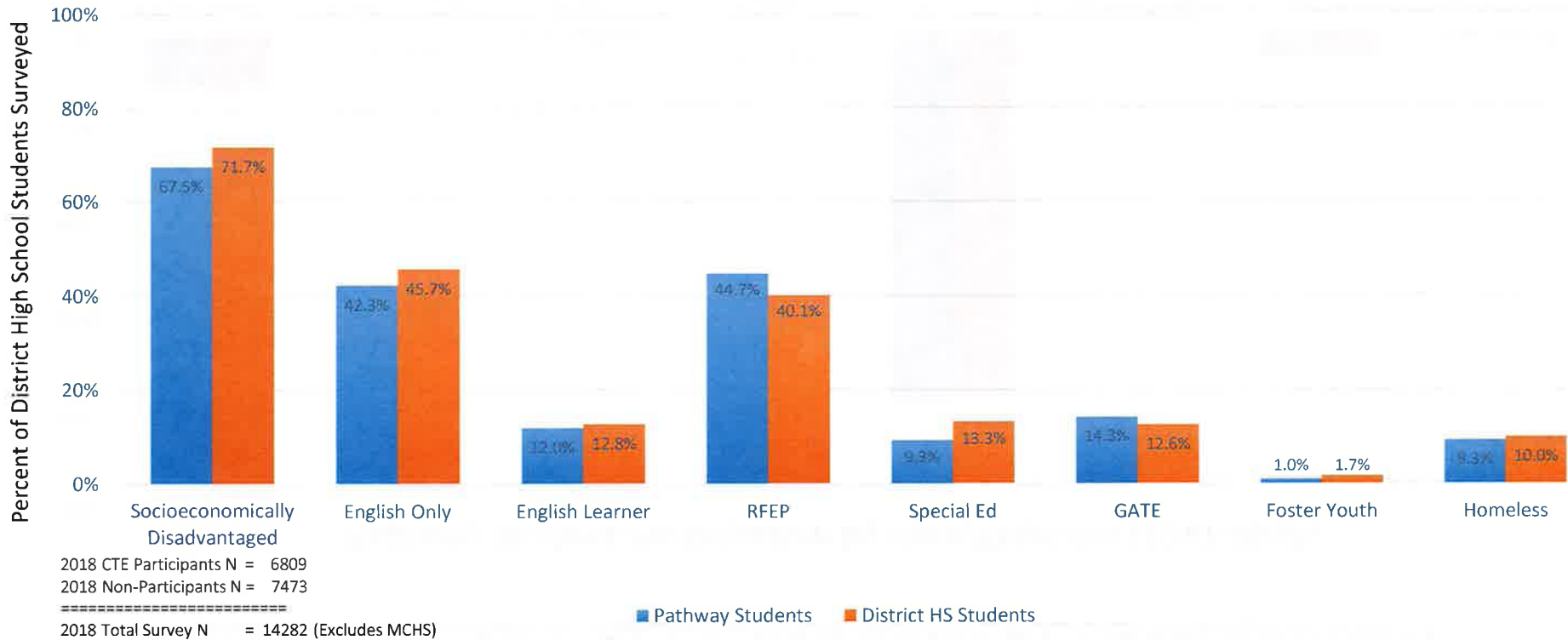
# SBCUSD Pathway Participation by Race/Ethnicity

## Pathway Student Participation by Race/Ethnicity (2017-2018)



# SBCUSD Pathway Participation by Program

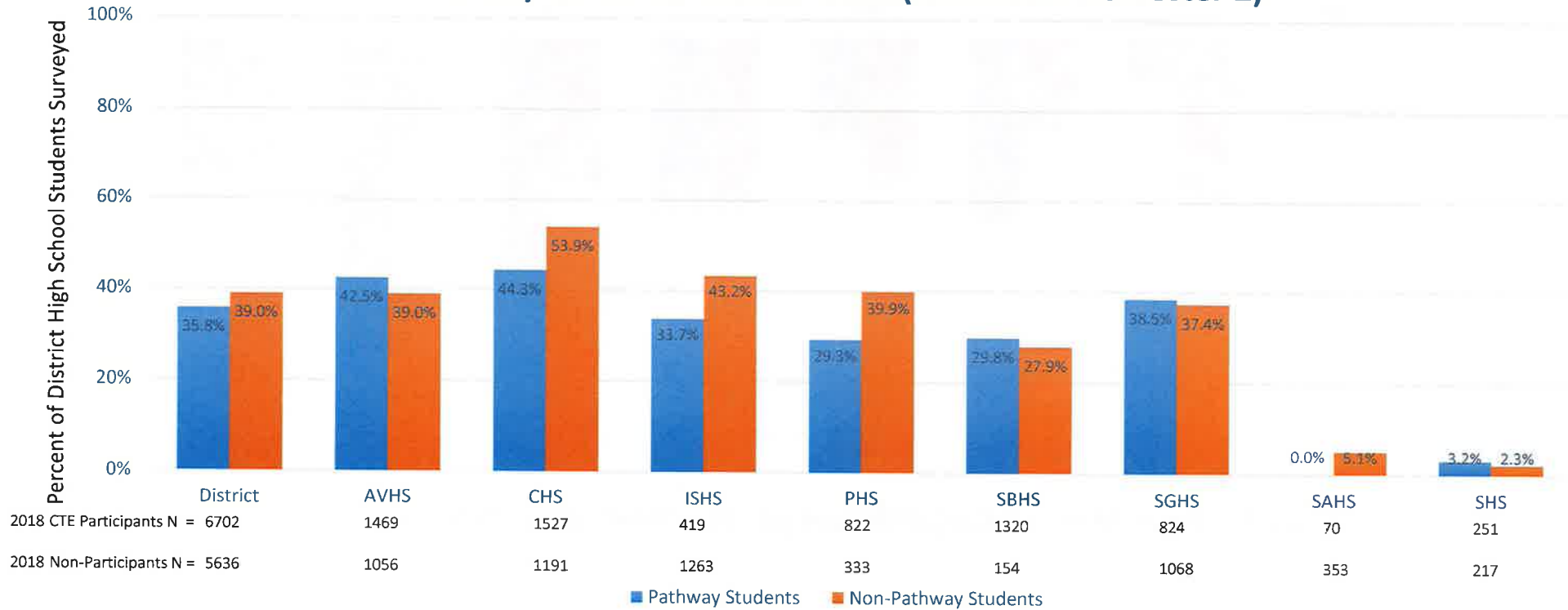
## Pathway Student Participation by Program (2017-2018)





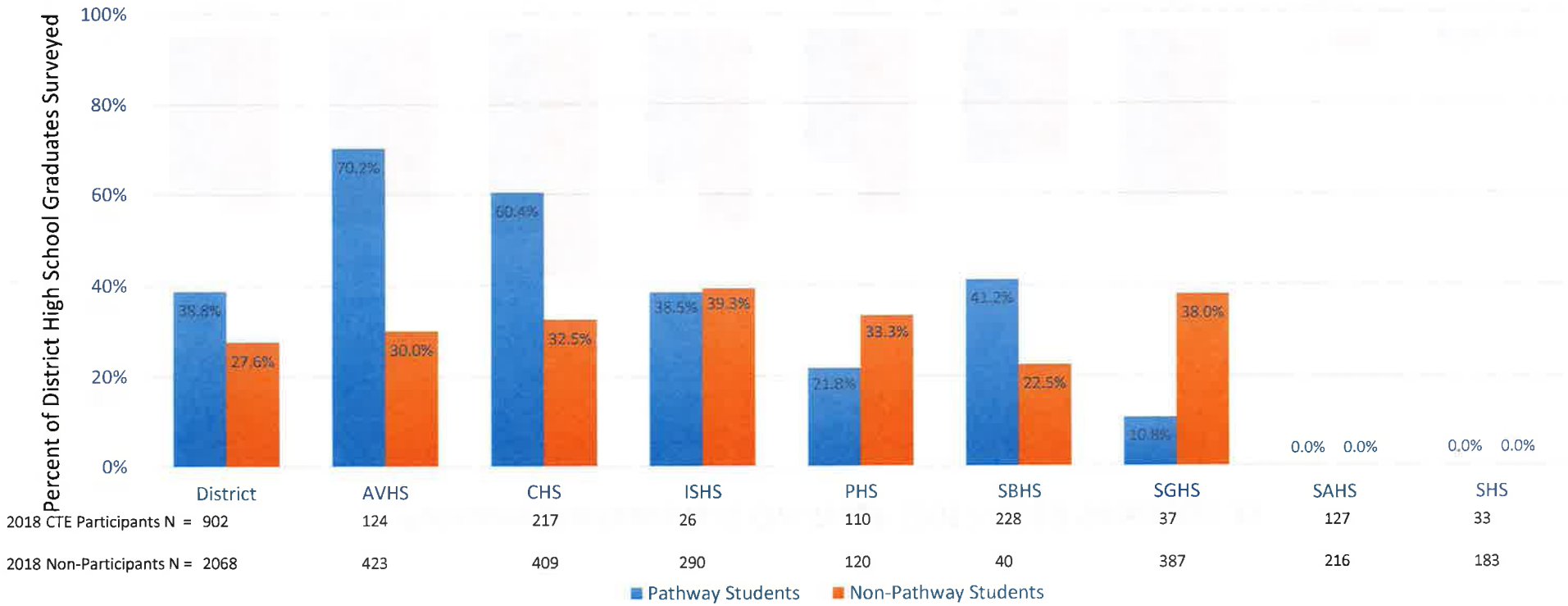
# SBCUSD Pathways: A-G On-Track

## Pathway Students A-G On-Track (2017-2018 Semester 2)



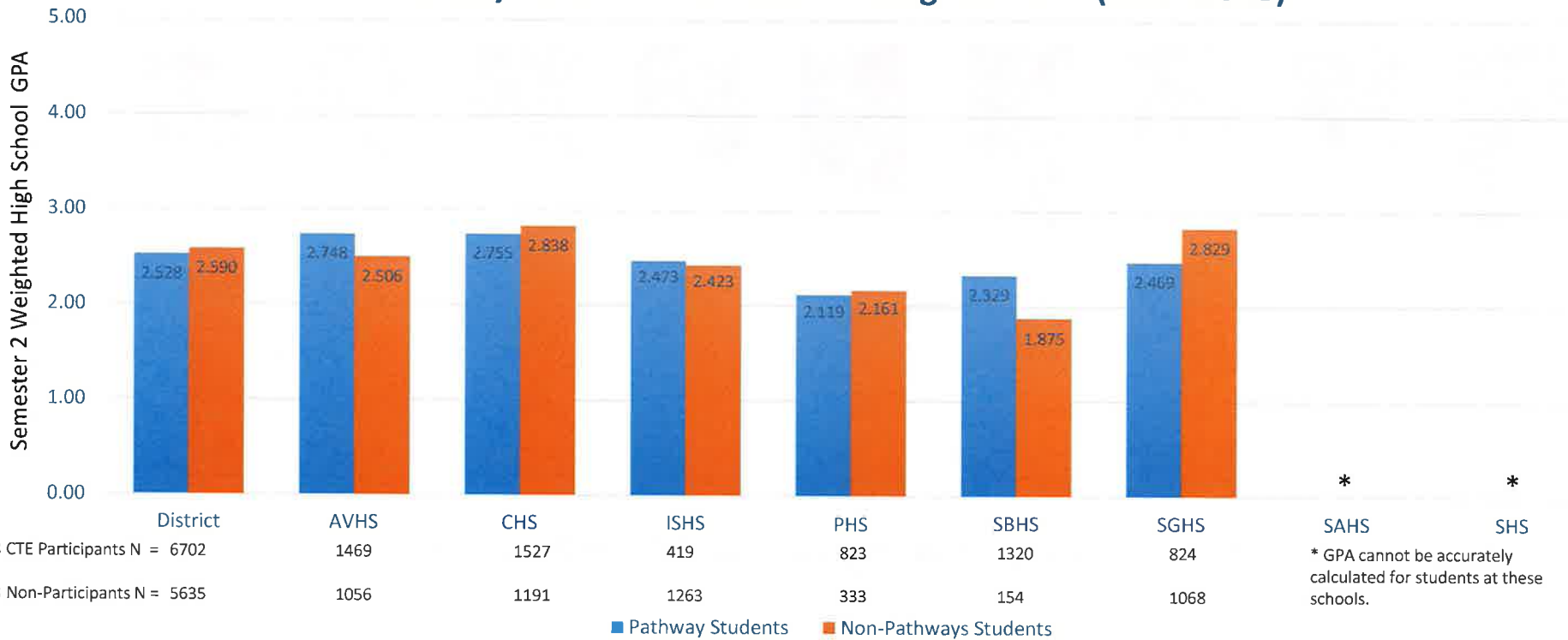
# SBCUSD Pathways: A-G Completion

## Pathway 2018 Graduates Meeting UC/CSU A-G Requirements



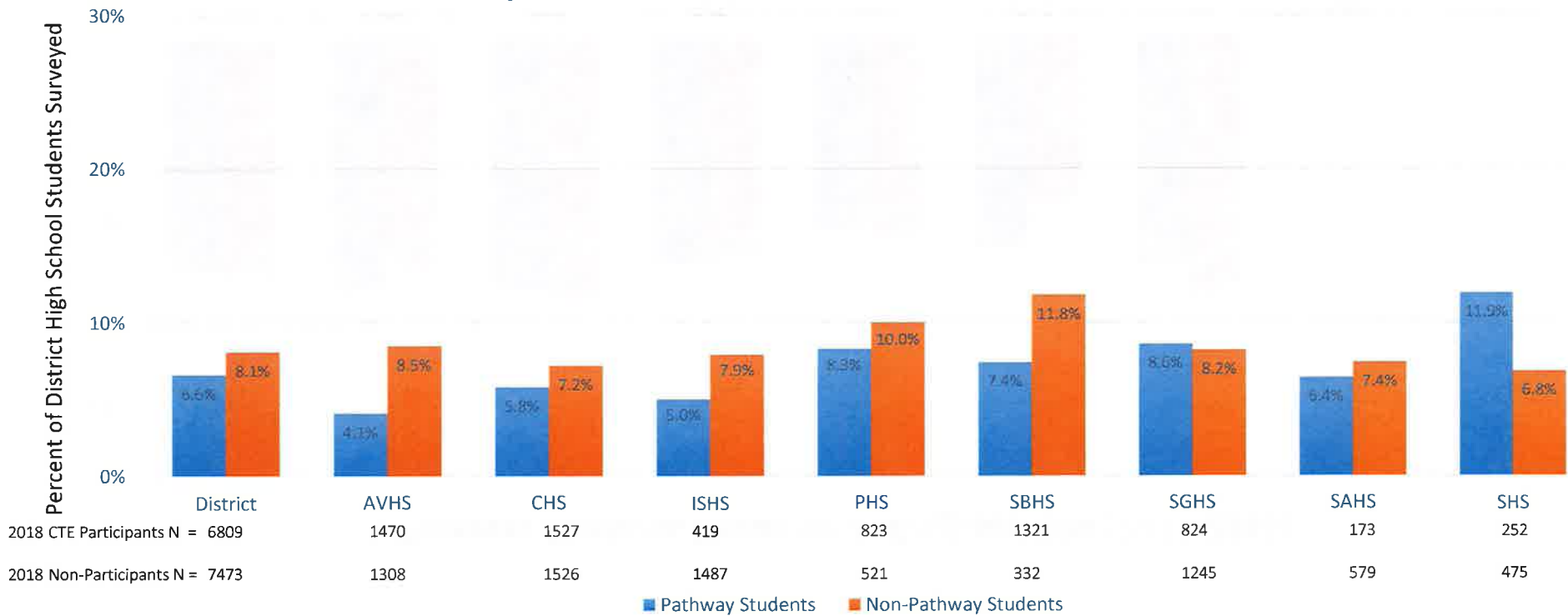
# SBCUSD Pathways: Grade Point Average

## Pathway Students Semester 2 Weighted GPA (2017-2018)



# SBCUSD Pathways: Suspension

## Pathway Students Suspended 1 or More Times (2017-2018)



# SBCUSD Pathways: Chronic Absenteeism

## Pathway Students Chronically Absent (2017-2018)

